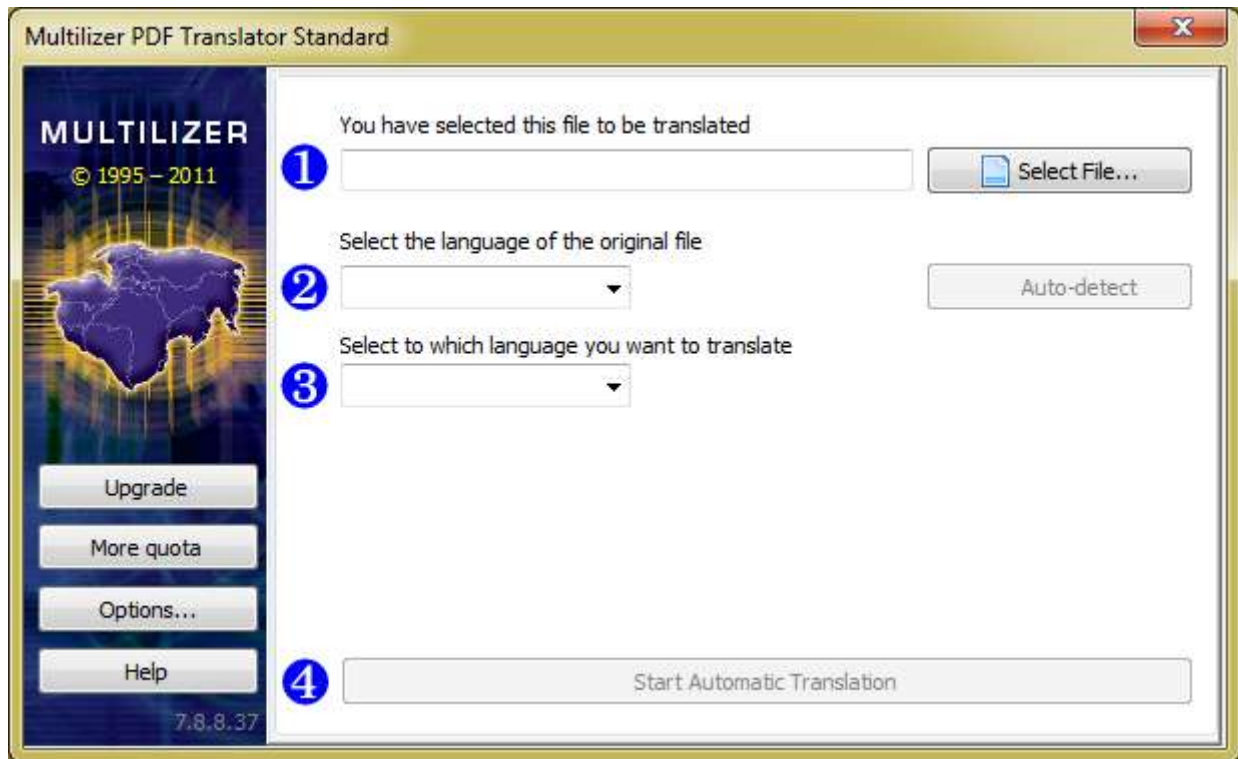


# Mutilizer PDF Translator Standard – User Guide



---

## Contents

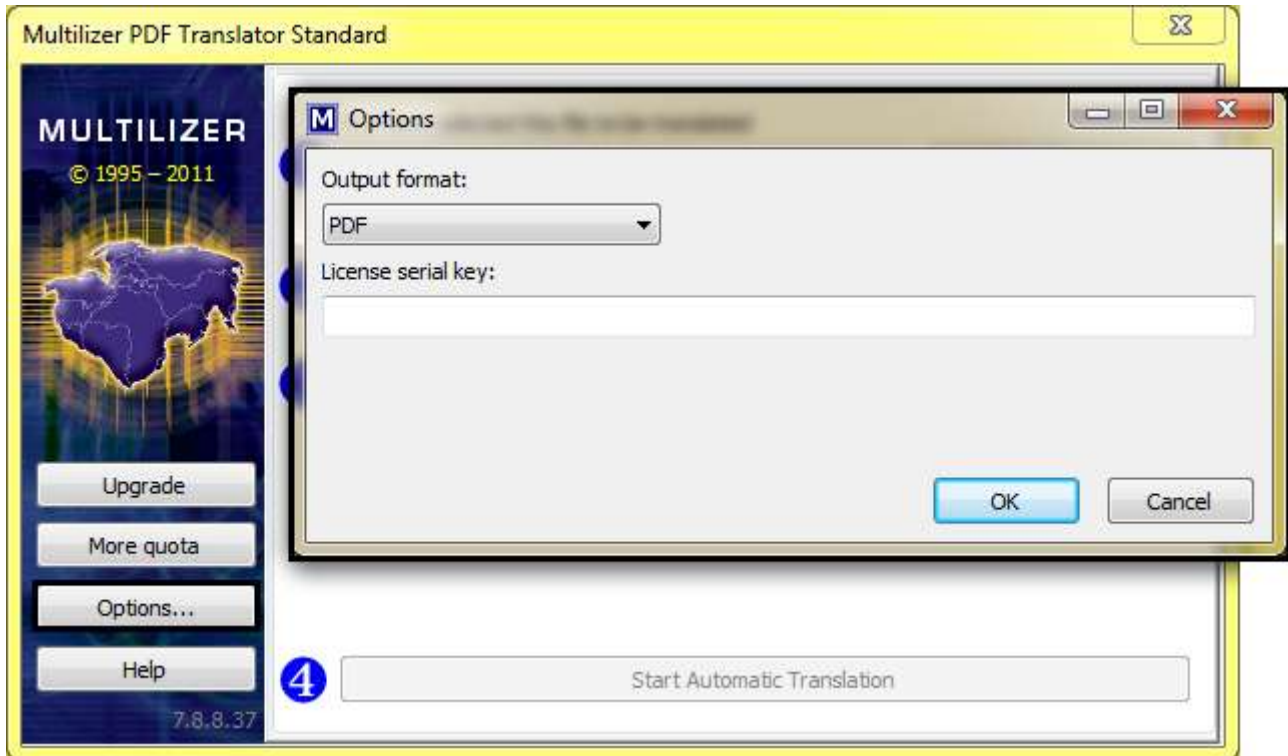
1. Changing Options .....	2
a. Choosing the document format .....	2
b. Changing the license code.....	3
2. Translating a PDF Document.....	3

---

## 1. Changing Options

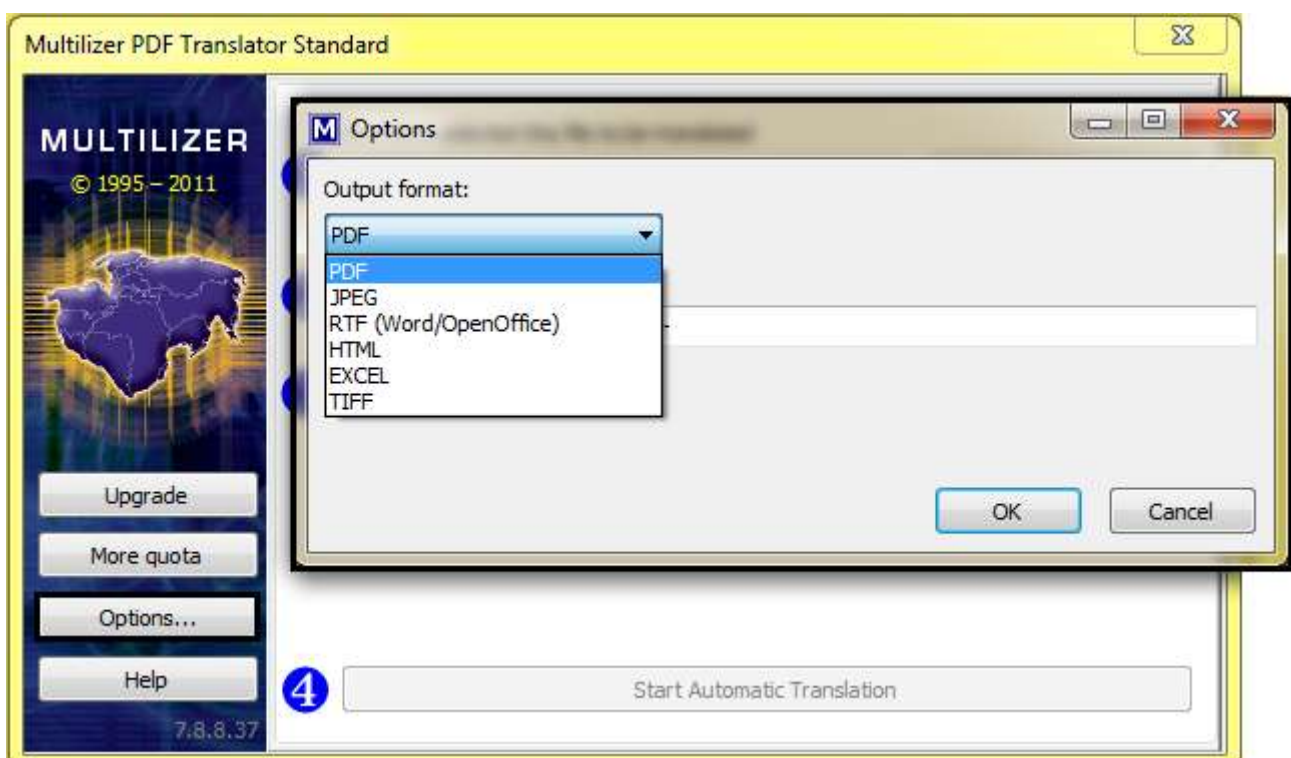
Multilizer PDF Translator has an easy to use Options-menu for managing preferences.

In the Options-menu you can control the translation output format and the license code. Enter the menu by clicking the “Options...”-button in the left side navigation.



### a. Choosing the document format

The output format is the document format for the translation. The available file formats are: PDF, JPEG, RTF (can be opened with Word and Open Office), HTML, EXCEL and TIFF. The default file format is PDF.



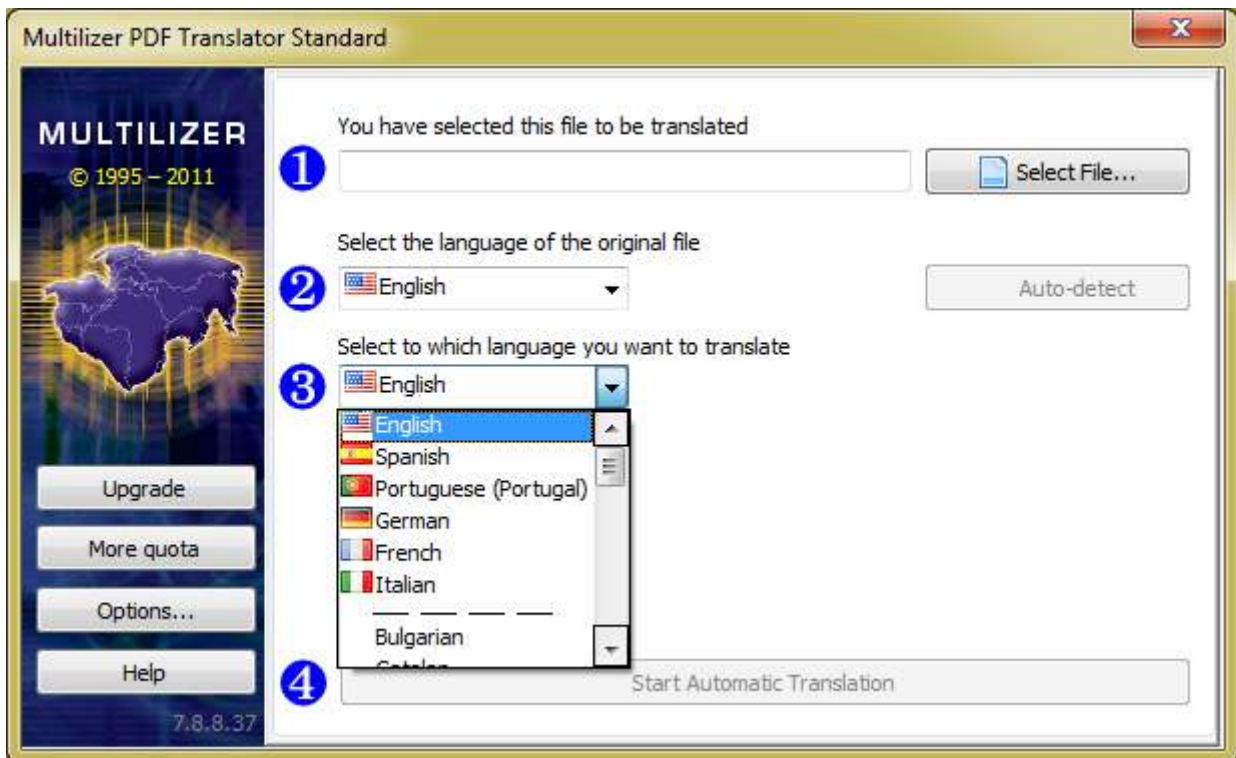
**b. Changing the license code**

If you buy more quota or upgrade to Pro version in the web store, you will receive a new license code. To activate the new quota or the Pro version, replace the old license code with the new license code in the Options-menu. The new quota will be added to the remaining quota or the Pro version will be activated automatically after restarting the program.

**2. Translating a PDF Document**

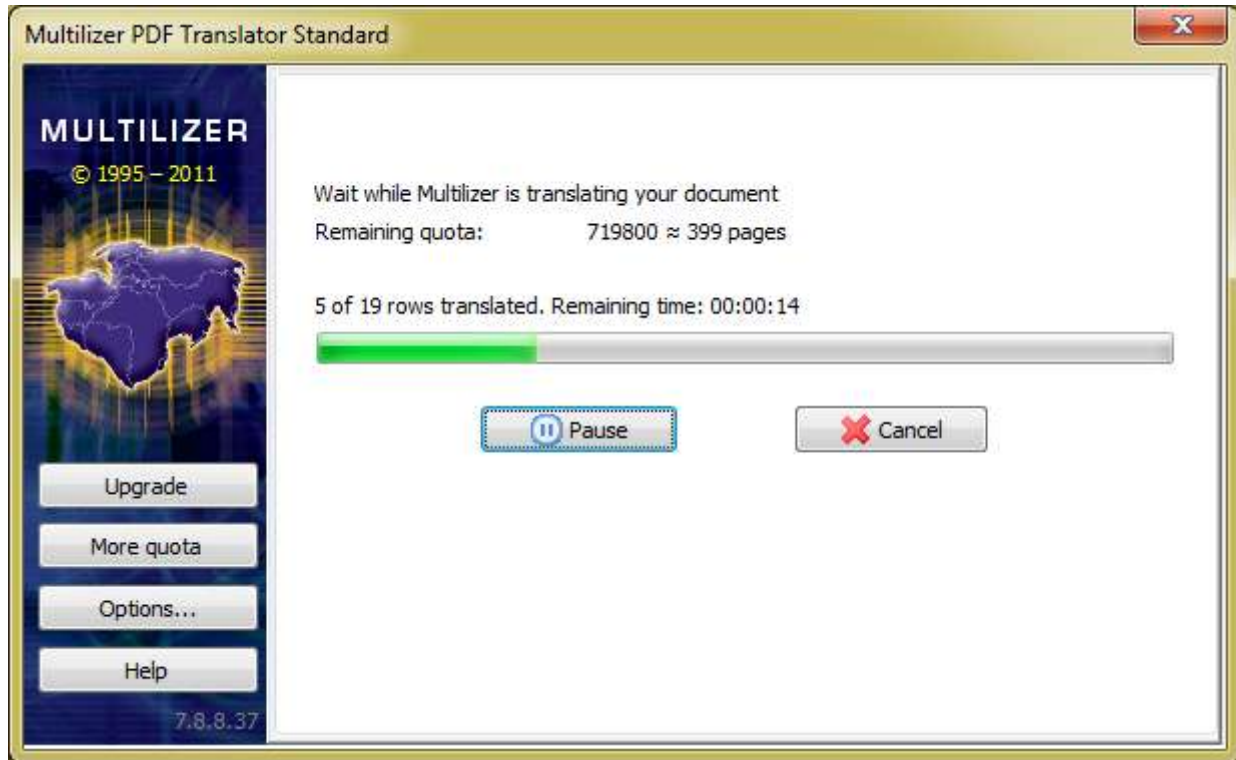
Mutilizer PDF Translator Standard is extremely easy to use. The translation process is designed to be as smooth as possible for the user. When you want to translate a PDF, just follow these few steps:

- First, choose the document you want to translate. You can do this by clicking “Select File...” – button. (1)
- Then, select the source language (2) and the target language (3) from the language list.
- Finally, star the translation by clicking “Start Automatic Translation”.



After this is done, Mutilizer PDF Translator will start translating the file.

You can follow the translation progress real time as Multilizer shows you a screen with remaining quota and progress bar.

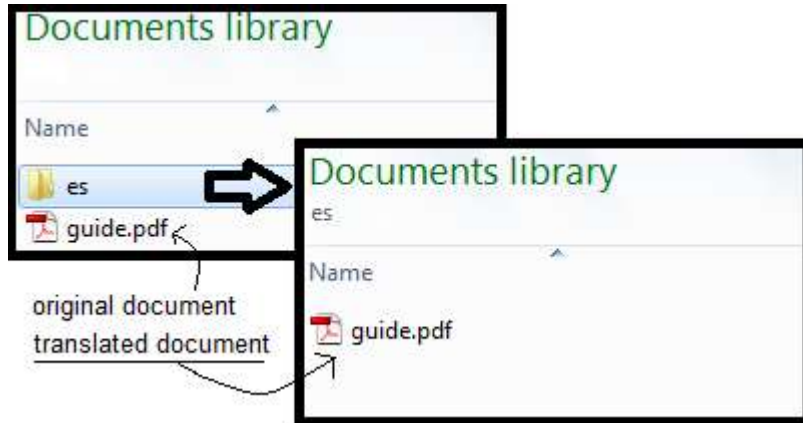


When the translation is ready, you can open the translated file or the folder where the file is saved. You can also translate more now.



Multilizer always saves the translation to the same folder where the original file is. There Multilizer creates a new folder for the translation named with the language id (“en” for English, “es” for Spanish etc.)

This way it is easy to find the right document with the right language.



That's all. Get your Multilizer PDF Translator Standard license today and start translating your documents.

Find more information, free downloads and web store at [pdf.multilizer.com](http://pdf.multilizer.com).

## About Multilizer

Multilizer is a Finnish software company specialized in translation and localization technologies. Multilizer products include both everyday translation tools to ease everyone's life and advanced software localization tools to help developers, project managers and other localization project participants. Since 1995 over 5 000 companies and 60 000 individuals in 68 countries have used a Multilizer product.

Read more:

Localization Tools / [www.multilizer.com](http://www.multilizer.com)

PDF Translator / [pdf.multilizer.com](http://pdf.multilizer.com)